



**MASON-DIXON  
POLLING & STRATEGY**

---

WASHINGTON, DC - 202-548-2680  
JACKSONVILLE, FL - 904-261-2444

---

**MASON-DIXON® GEORGIA POLL**



**FEBRUARY 2018  
2018 GOVERNOR'S RACE**

**EMBARGO:** Newspaper Publication - Friday, March 2, 2018  
Broadcast & Internet Release - 6 am. Friday, March 2, 2018

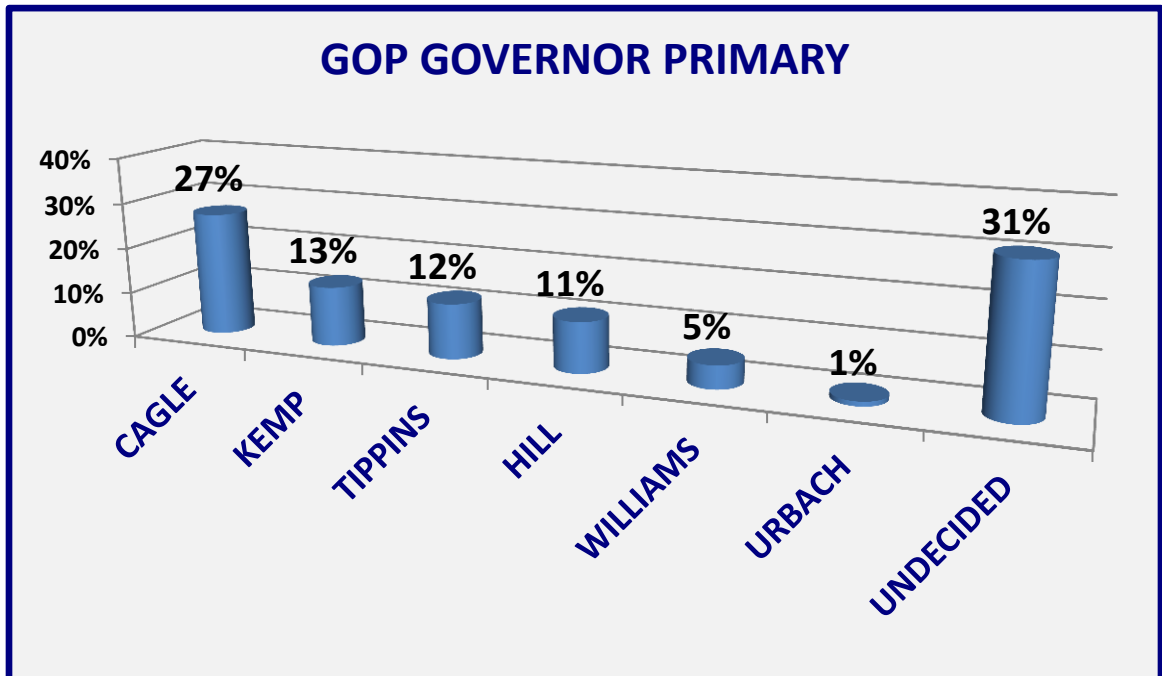
© Copyright 2018

*Tracking public opinion in Georgia since 1987*

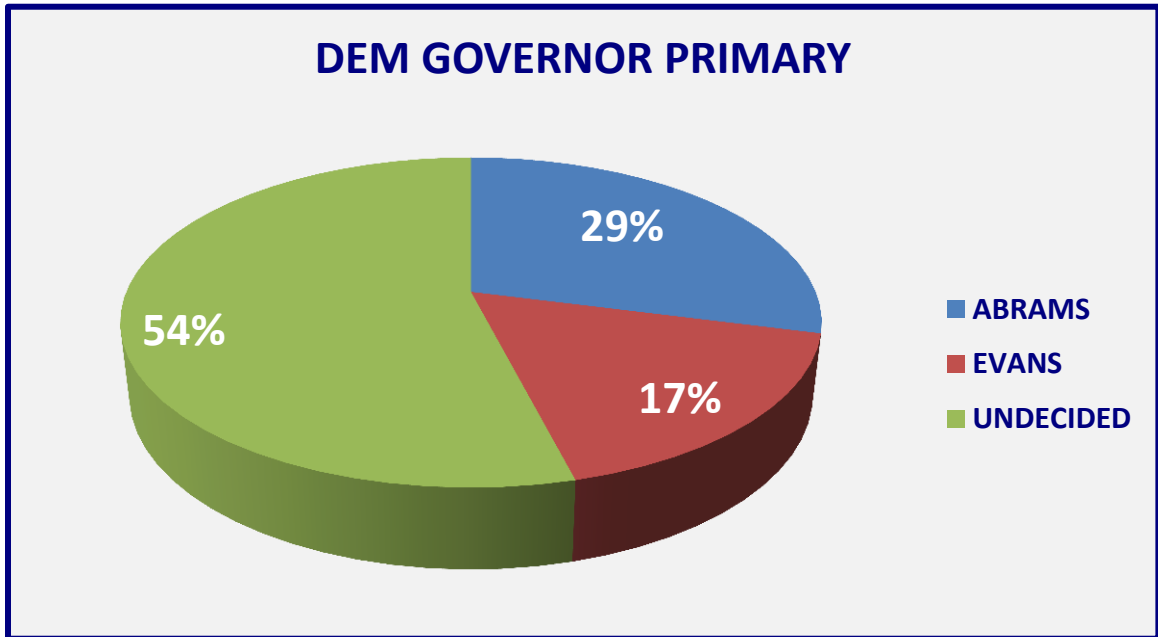
## CAGLE & ABRAMS LEAD PRIMARY RACES THREE-WAY FIGHT FOR 2<sup>ND</sup> GOP RUN-OFF SPOT

Casey Cagle is the current front-runner in the Republican gubernatorial primary, but will likely fall short of the 50% required to avoid a run-off election. On the Democratic side, Stacey Abrams holds a double-digit lead over Stacey Evans. However, more than half of Democratic primary voters are still undecided.

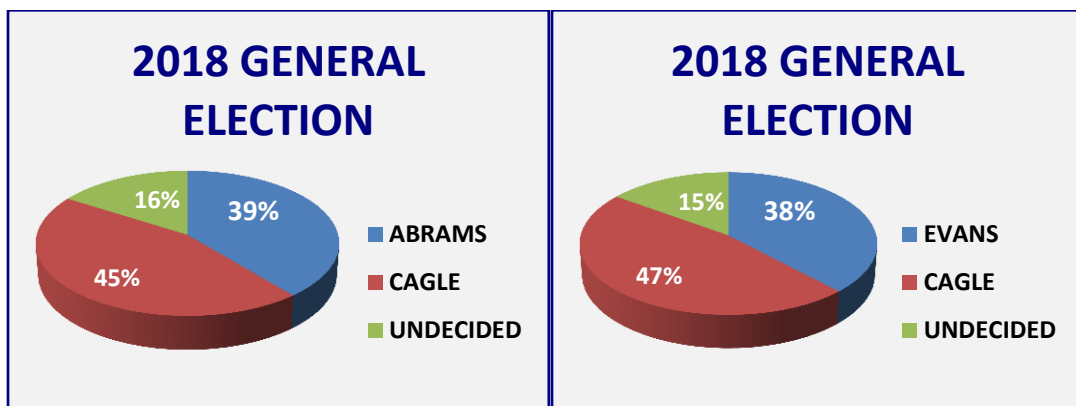
Cagle tops the GOP field with the support of 27% of likely primary voters, with Brian Kemp (13%), Clay Tippins (12%) and Hunter Hill (11%) in essentially a three-way tie for the second spot in the run-off. Michael Williams (5%) and Marc Alan Urbach (1%) trail the field, with a significant 31% still undecided.



Among likely Democratic primary voters, Abrams leads Evans 29%-17%, with 54% undecided.



The general election is hard to assess at this point, as most of the candidates are not well known statewide. The one exception is Cagle, who currently leads both Abrams (45%-39%) and Evans (47%-38%) in head-to-head races. In the other match-ups, the leaders vary, the margins are tight and roughly 20% of voters are undecided.



**\*\*\* 500 LIKELY DEMOCRATIC PRIMARY VOTERS \*\*\***

**STATEWIDE NAME RECOGNITION**

Do you recognize the name \_\_\_\_\_?

(IF YES) Do you have a favorable, unfavorable or neutral opinion of \_\_\_\_\_?

	<u>RECOGNIZE FAVORABLE</u>	<u>RECOGNIZE UNFAVORABLE</u>	<u>RECOGNIZE NEUTRAL</u>	<u>DON'T RECOGNIZE</u>
Stacey Abrams	23%	5%	25%	47%
Stacey Evans	14%	1%	27%	58%

**QUESTION: If the 2018 Democratic primary election for governor were held today, for whom would you vote if the candidates were: (ROTATE ORDER)**

Stacey Abrams	29%
Stacey Evans	17%
Undecided (NOT READ)	54%

**\*\*\* 500 LIKELY REPUBLICAN PRIMARY VOTERS \*\*\***

**STATEWIDE NAME RECOGNITION**

Do you recognize the name \_\_\_\_\_?

(IF YES) Do you have a favorable, unfavorable or neutral opinion of \_\_\_\_\_?

	<u>RECOGNIZE FAVORABLE</u>	<u>RECOGNIZE UNFAVORABLE</u>	<u>RECOGNIZE NEUTRAL</u>	<u>DON'T RECOGNIZE</u>
Casey Cagle	53%	7%	28%	12%
Brian Kemp	20%	8%	29%	43%
Clay Tippins	19%	3%	23%	55%
Hunter Hill	16%	2%	26%	56%
Michael Williams	9%	2%	20%	69%
Marc Alan Urbach	3%	1%	13%	83%

**QUESTION: If the 2018 Republican primary election for governor were held today, for whom would you vote if the candidates were: (ORDER ROTATED)**

Casey Cagle	27%
Brian Kemp	13%
Clay Tippins	12%
Hunter Hill	11%
Michael Williams	5%
Marc Alan Urbach	1%
Undecided (NOT READ)	31%

**\*\*\* ALL VOTERS \*\*\***

**QUESTION: If the 2018 general election for governor were held today, for whom would you vote if the candidates were Stacey Abrams, the Democrat, and Casey Cagle, the Republican?**

<b>Cagle</b>	<b>45%</b>
<b>Abrams</b>	<b>39%</b>
<b>Undecided</b>	<b>16%</b>

**QUESTION: If the 2018 general election for governor were held today, for whom would you vote if the candidates were Stacey Abrams, the Democrat, and Brian Kemp, the Republican?**

<b>Abrams</b>	<b>40%</b>
<b>Kemp</b>	<b>37%</b>
<b>Undecided</b>	<b>23%</b>

**QUESTION: If the 2018 general election for governor were held today, for whom would you vote if the candidates were Stacey Abrams, the Democrat, and Clay Tippins, the Republican?**

<b>Abrams</b>	<b>41%</b>
<b>Tippins</b>	<b>40%</b>
<b>Undecided</b>	<b>19%</b>

**QUESTION: If the 2018 general election for governor were held today, for whom would you vote if the candidates were Stacey Abrams, the Democrat, and Hunter Hill, the Republican?**

<b>Abrams</b>	<b>43%</b>
<b>Hill</b>	<b>37%</b>
<b>Undecided</b>	<b>20%</b>

**QUESTION: If the 2018 general election for governor were held today, for whom would you vote if the candidates were Stacey Evans, the Democrat, and Casey Cagle, the Republican?**

<b>Cagle</b>	<b>47%</b>
<b>Evans</b>	<b>38%</b>
<b>Undecided</b>	<b>15%</b>

**QUESTION: If the 2018 general election for governor were held today, for whom would you vote if the candidates were Stacey Evans, the Democrat, and Brian Kemp, the Republican?**

<b>Kemp</b>	<b>42%</b>
<b>Evans</b>	<b>39%</b>
<b>Undecided</b>	<b>19%</b>

**QUESTION: If the 2018 general election for governor were held today, for whom would you vote if the candidates were Stacey Evans, the Democrat, and Clay Tippins, the Republican?**

<b>Tippins</b>	<b>41%</b>
<b>Evans</b>	<b>38%</b>
<b>Undecided</b>	<b>21%</b>

**QUESTION: If the 2018 general election for governor were held today, for whom would you vote if the candidates were Stacey Evans, the Democrat, and Hunter Hill, the Republican?**

<b>Evans</b>	<b>36%</b>
<b>Hill</b>	<b>35%</b>
<b>Undecided</b>	<b>29%</b>

## HOW THE POLL WAS CONDUCTED

**This poll was conducted by Mason-Dixon Polling & Research, Inc. of Jacksonville, Florida from February 20 through February 23, 2018. A total of 625 registered Georgia voters were interviewed statewide by telephone.**

**Those interviewed were selected randomly from a telephone-matched Georgia voter registration list that included both land line and cell phone numbers. Quotas were assigned to reflect voter registration by county.**

**The margin for error, according to standards customarily used by statisticians, is no more than  $\pm 4$  percentage points. This means that there is a 95 percent probability that the "true" figure would fall within that range if all voters were surveyed. The margin for error is higher for any subgroup, such as a gender or age grouping.**

**This section of the poll also includes a sample of 500 likely Democratic primary voters and 500 likely Republican primary voters. The margin for error on the questions related to the primary races is  $\pm 4.5$  percentage points.**



## DEMOGRAPHICS

### **PARTY REGISTRATION:**

Democrat	212 (34%)
Republican	224 (36%)
Independent or Other	189 (30%)

### **AGE:**

18-34	111 (18%)
35-49	185 (30%)
50-64	175 (28%)
65+	146 (23%)
Refused	8 (1%)

### **SEX:**

Male	296 (47%)
Female	329 (53%)

### **RACE/ETHNICITY:**

White/Caucasian	390 (62%)
Black/African American	187 (30%)
Hispanic/Latino	27 (4%)
Other	16 (3%)
Refused	5 (1%)

### **REGION:**

Atlanta Metro	335 (54%)
North Georgia	95 (15%)
Central Georgia	80 (13%)
South Georgia	115 (18%)

## REGIONAL GROUPINGS

**ATLANTA METRO:** Voters in Fulton, DeKalb, Cobb, Gwinnett, Clayton, Walton, Newton, Henry, Rockdale, Douglas, Paulding, Carroll, Heard, Forsyth, Cherokee, Coweta, Fayette and Spalding Counties.

**NORTH GEORGIA:** Voters in Dade, Walker, Catoosa, Whitfield, Murray, Fannin, Gilmer, Pickens, Gordon, Chattooga, Floyd, Polk, Haralson, Bartow, Dawson, Hall, Lumpkin, Union, Towns, Rabun, White, Habersham, Banks, Stephens, Franklin, Hart, Elbert, Madison, Jackson, Barrow, Lincoln, Wilkes, Oglethorpe, Clarke and Oconee Counties.

**CENTRAL GEORGIA:** Voters in Richmond, Columbia, Burke, Jefferson, Glascock, McDuffie, Warren, Taliaferro, Greene, Morgan, Bibb, Twiggs, Houston, Bleckley, Telfair, Laurens, Washington, Baldwin, Hancock, Putnam, Jasper, Monroe, Troup, Meriwether, Pike, Lamar, Butts, Jenkins, Emanuel, Treutlen, Screven, Jones, Upson, Crawford, Wilkinson, Johnson and Peach Counties.

**SOUTH GEORGIA:** Voters in Chatham, Bryan, Effingham, Bulloch, Evans, Candler, Tattnall, Toombs, Montgomery, Wheeler, Telfair, Jeff Davis, Appling, Bacon, Ware, Charlton, Camden, Pierce, Brantley, Glynn, Wayne, Long, Liberty, McIntosh, Coffee, Atkinson, Clinch, Echols, Atkinson, Screven, Muscogee, Chattahoochee, Stewart, Webster, Sumter, Dooly, Pulaski, Dodge, Macon, Schley, Marion, Taylor, Talbot, Harris, Dougherty, Lee, Crisp, Wilcox, Ben Hill, Turner, Irwin, Lanier, Lowndes, Berrien, Cook, Tift, Worth, Colquitt, Thomas, Grady, Decatur, Seminole, Miller, Baker, Mitchell, Early, Clay, Calhoun, Terrell, Randolph, Quitman, and Brooks Counties.